



Developers off-duty

What they're up to after clocking off





Table of contents



3	Purpose and methodology of the study
5	Time spent at work
6	Hobbies
7	Sports
8	TV Series & Movies
11	Gaming

13	Holidays
15	Investments
17	Dating life
19	Lifestyle
23	Wishes

Purpose and methodology of the study



Research period:
14th of July – 31th of August

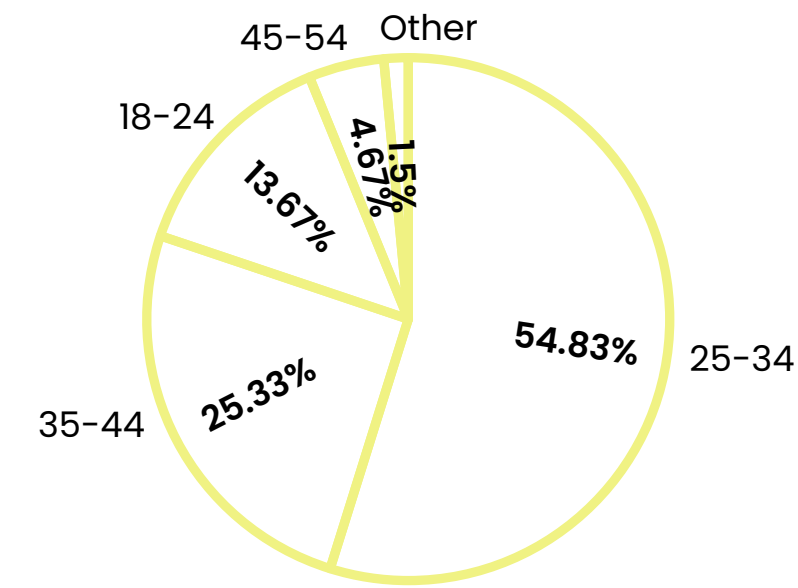
Method:
CAWI

Test sample:
797 respondents

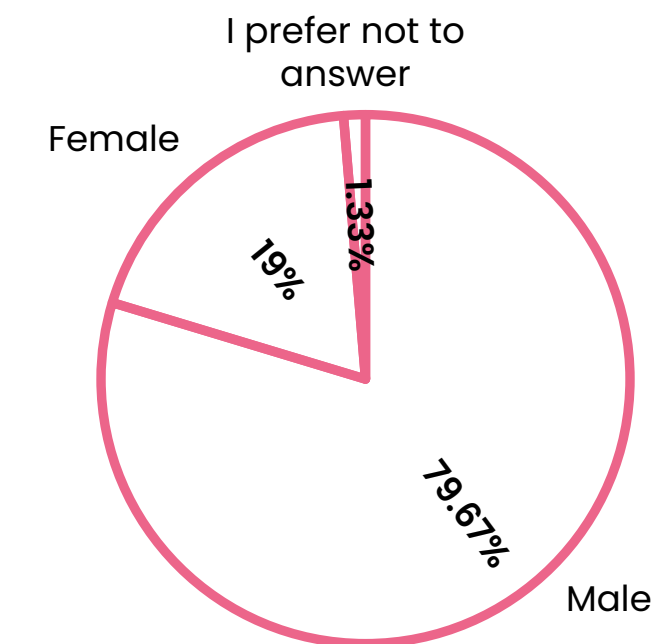
Maximum error:
3%

Countries of residence:
Poland, Czech Republic, Slovakia, Hungary, Ukraine

Age:

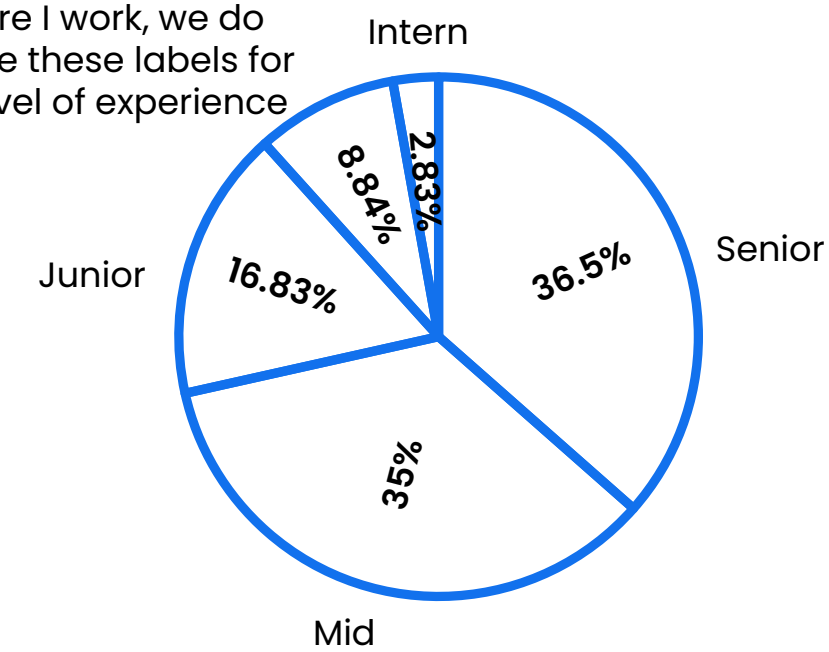


Gender:

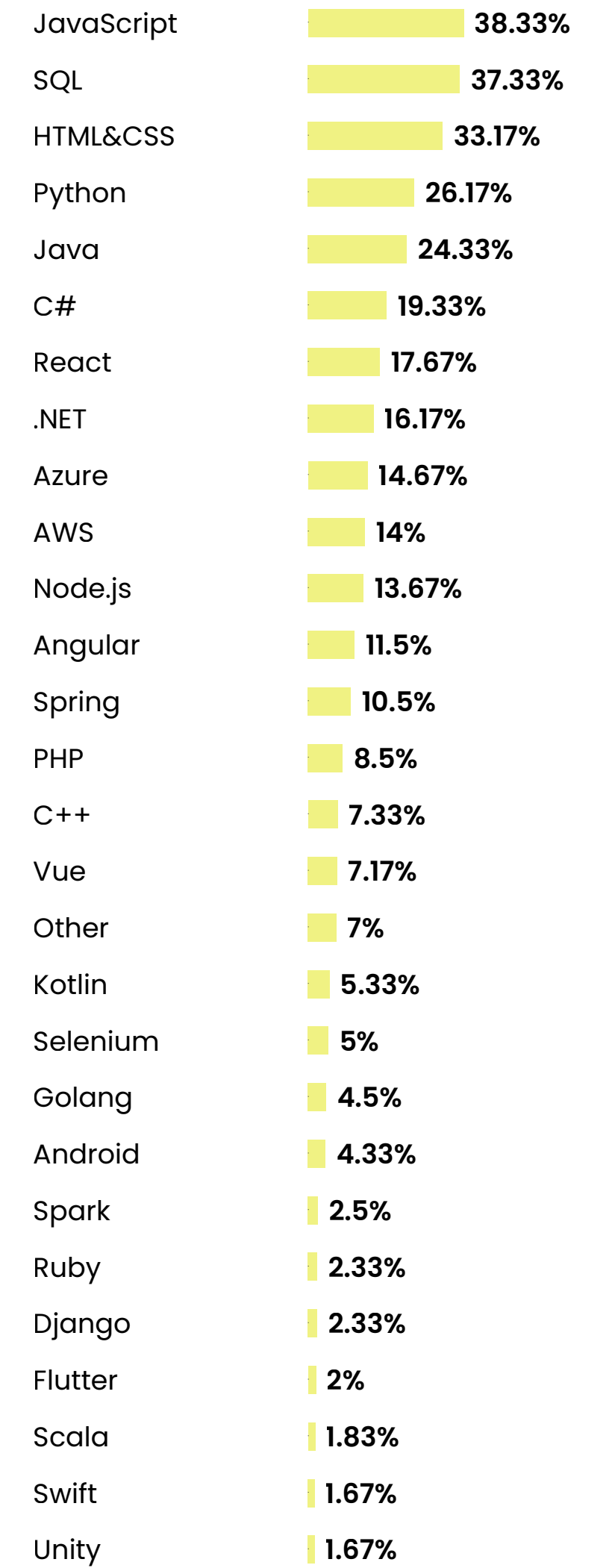


Seniority level:

Where I work, we do not use these labels for the level of experience



Main technologies and/or tools used by respondents (multiple choice):



13

SEPTEMBER


The 256th day of the year.

On this day:

Michelangelo started working on his statue of David.

Super Mario Bros was released.

IBM 305 RAMAC was introduced.



We're celebrating the Programmer's Day!

..... We could throw you a grand party or build a comfy palapa but we're No Fluff Jobs, so we're sticking to our data-driven world. Nevertheless, we were really hoping to get to know you better and perhaps rebut a few stereotypes on how developers spend their free time. Therefore, we're dedicating the whole issue to you – our coding fellows.

Let the festivities begin!
No Fluff Jobs Editorial Team

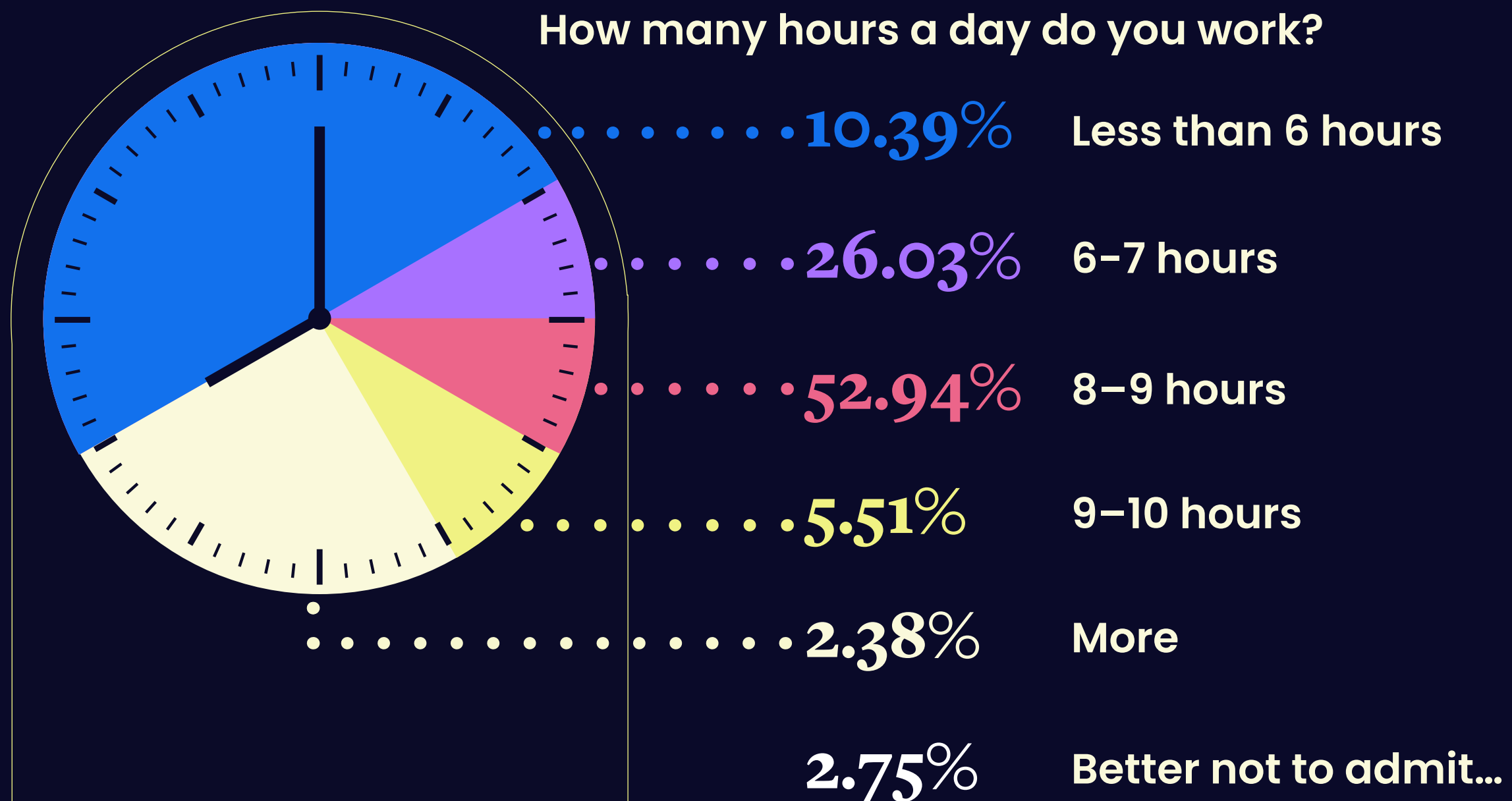


Time spent at work

It seems that programmes don't need to be reminded what work-life balance is. Over half of the respondents spend 8-9 hours at work. We would love to meet the

lucky 10% though who get their business done in less than 6 hours. However, the real question is: what developers are up to once their clock off?

How many hours a day do you work?




Hobbies

The range of picked up hobbies is quite tremendous and diverse! Programmers cherish a good movie/TV series/game, active leisure as well as time with the dearest ones.


We've gathered a few open responses which included hobbies such as: dog walking, cooking, gardening, photography, working on side projects, playing musical instruments or... sleeping.

39% of our respondents dedicate their free time to self-development. Impressive!

How do you usually spend your free time (multiple choice)




I watch movies/
TV series **64.77%**




I do sports **57.22%**




I go out with
friends/family **56.29%**




I scroll my phone
(news, social media) **54.04%**




I play computer/
mobile games **53.25%**



I read **51.79%**



I listen to music **47.02%**



I go for walks **43.84%**




I devote time to
self-development **39.07%**



I'm traveling **29.80%**




I listen to
podcasts **28.48%**




I play board
games **21.19%**



I go to the movies
/theater/opera/
philharmonic hall **16.16%**



DIY (knitting/
painting/crocheting
etc.) **12.58%**



I participate in
community/charity
projects **7.28%**



Other **14.70%**



Developers off-duty

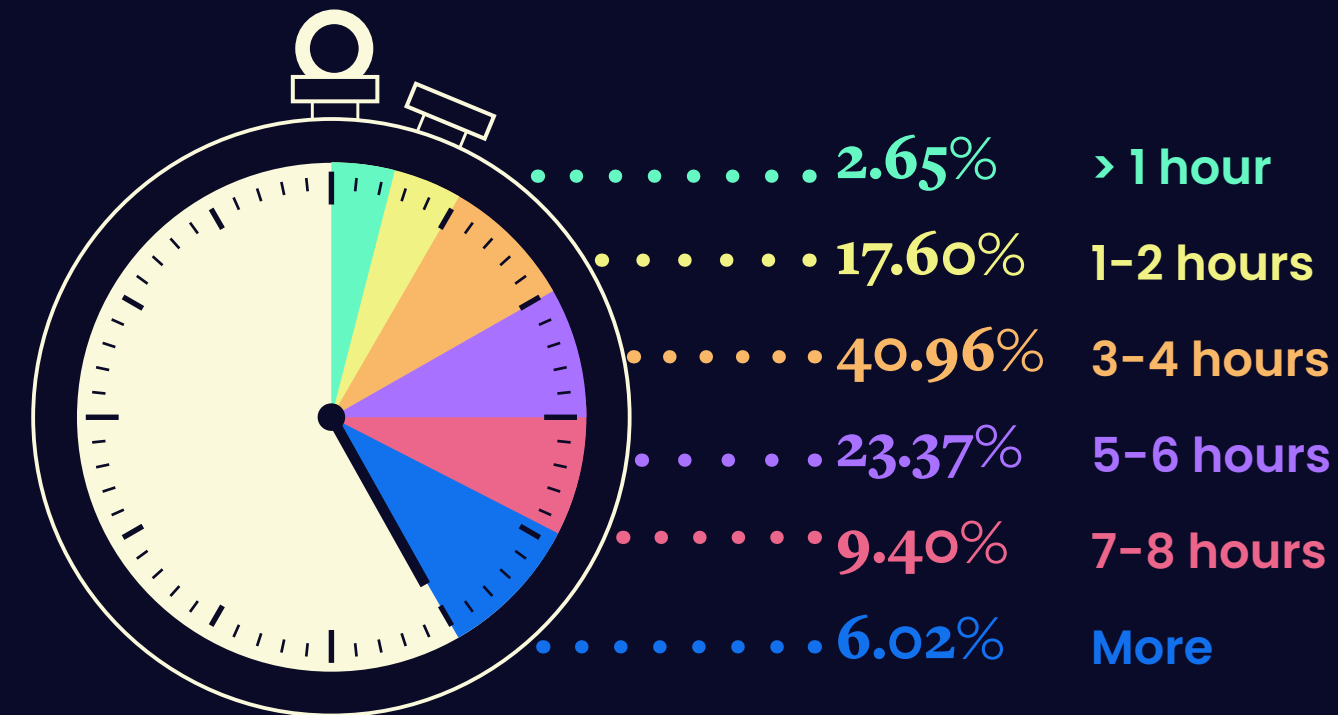
Sport

Among an impressive group of sport devotees (**57.22%**), most of them declare spending some quality time **at the gym**. There's also a huge chance that if you spot a **biker**, they're a developer! Same applies to runners and swimmers. Looks like a coder would make a great triathlete!

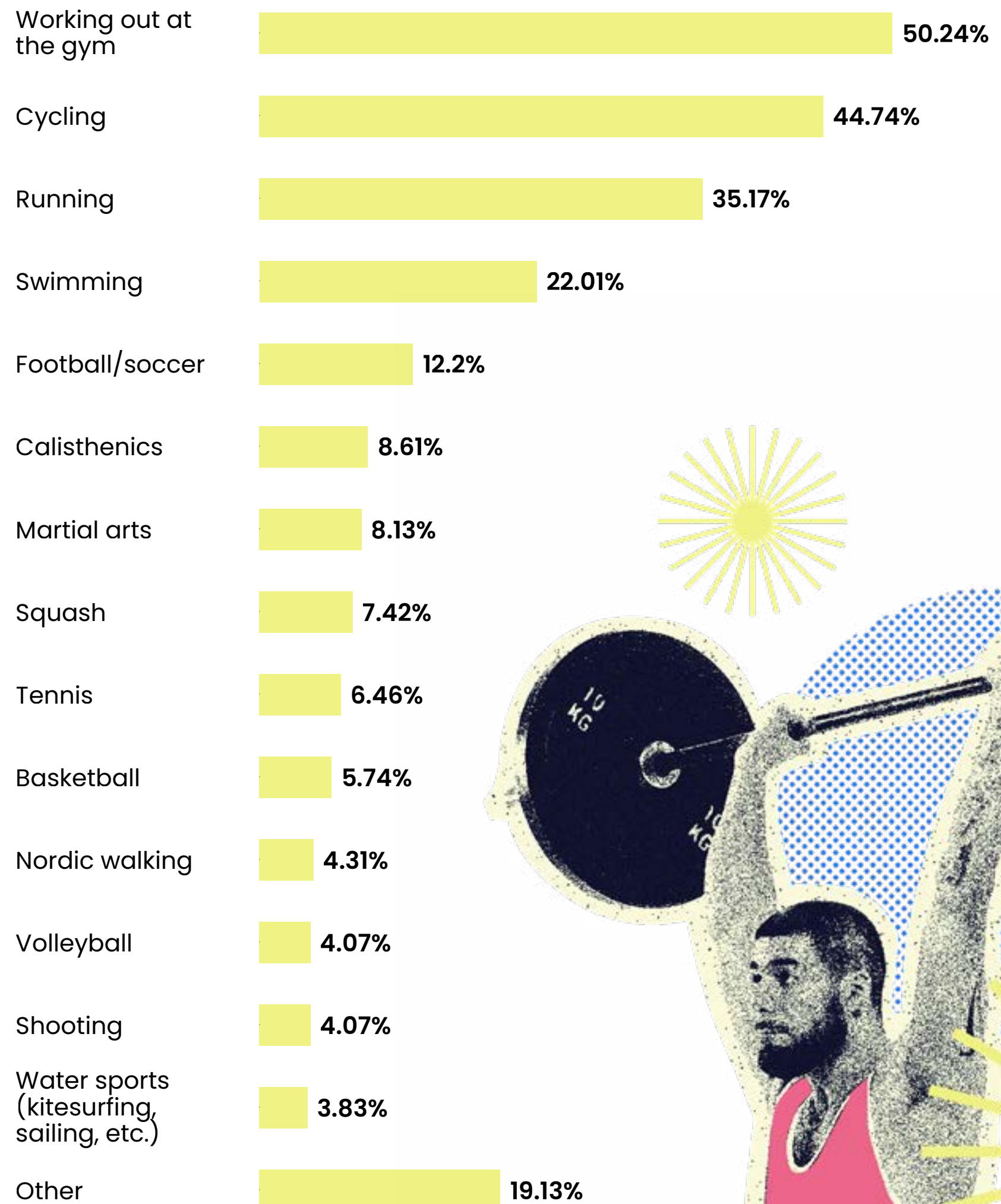
Apart from heavy weightlifting and racking up kilometers, developers listed some extra beloved activities such as **yoga, climbing, skating or rollerblading**.

They take their workouts seriously. **40.96%** of the surveyed dedicate 3-4 hours weekly to doing sports. Over **23%** practice 5-6 hours weekly.

How much time per week do you spend doing sports?




Which sports do you do most often? (multiple choice)



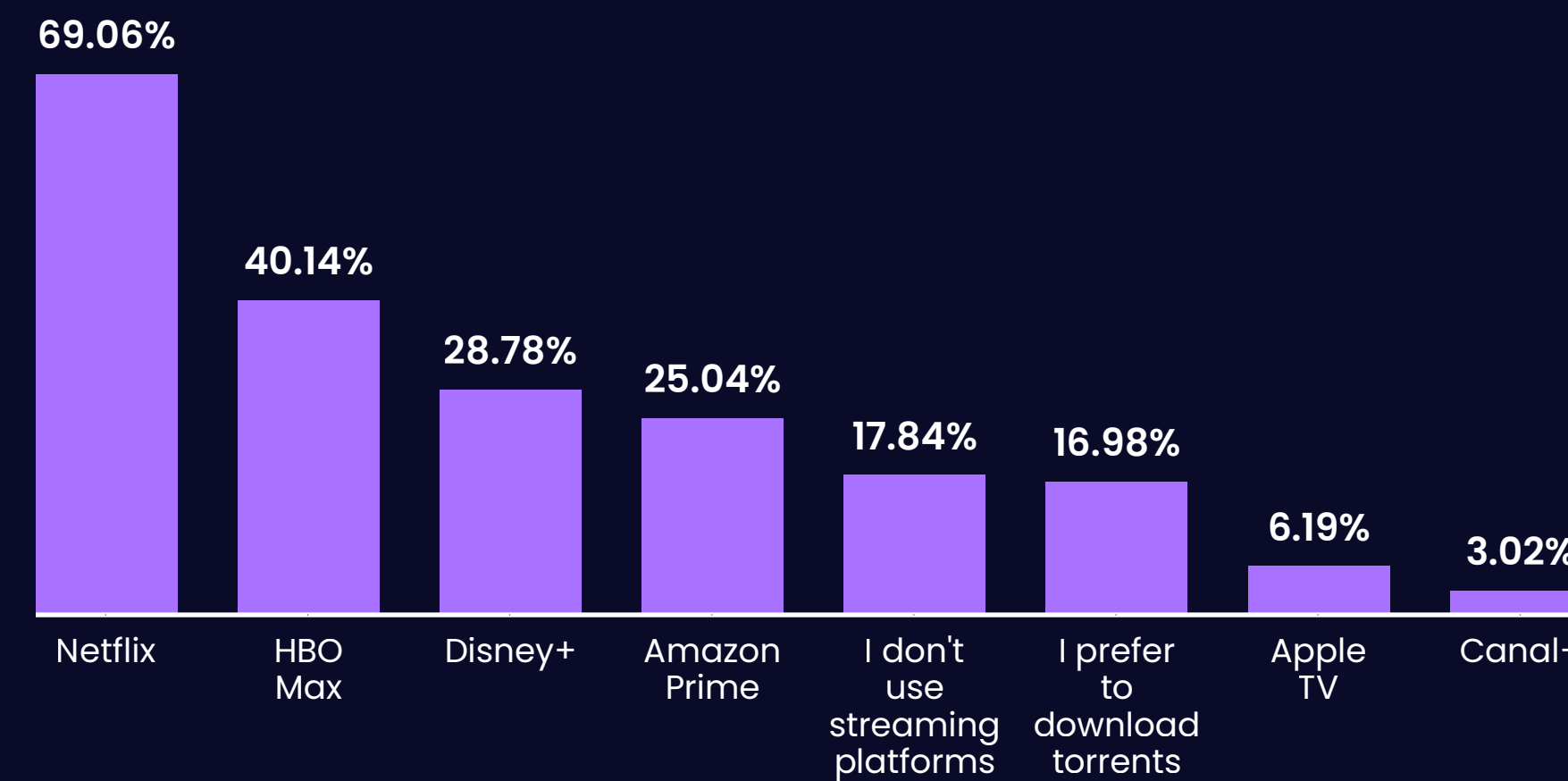
Tv Series & Movies

Although recently Netflix has been struggling with keeping their subscribers (happy), it's still a go-to streaming platform. Interestingly, Disney+ which is available in Central and Eastern Europe since June 2022, has already made it on the podium (thank you, Stars Wars and MCU).

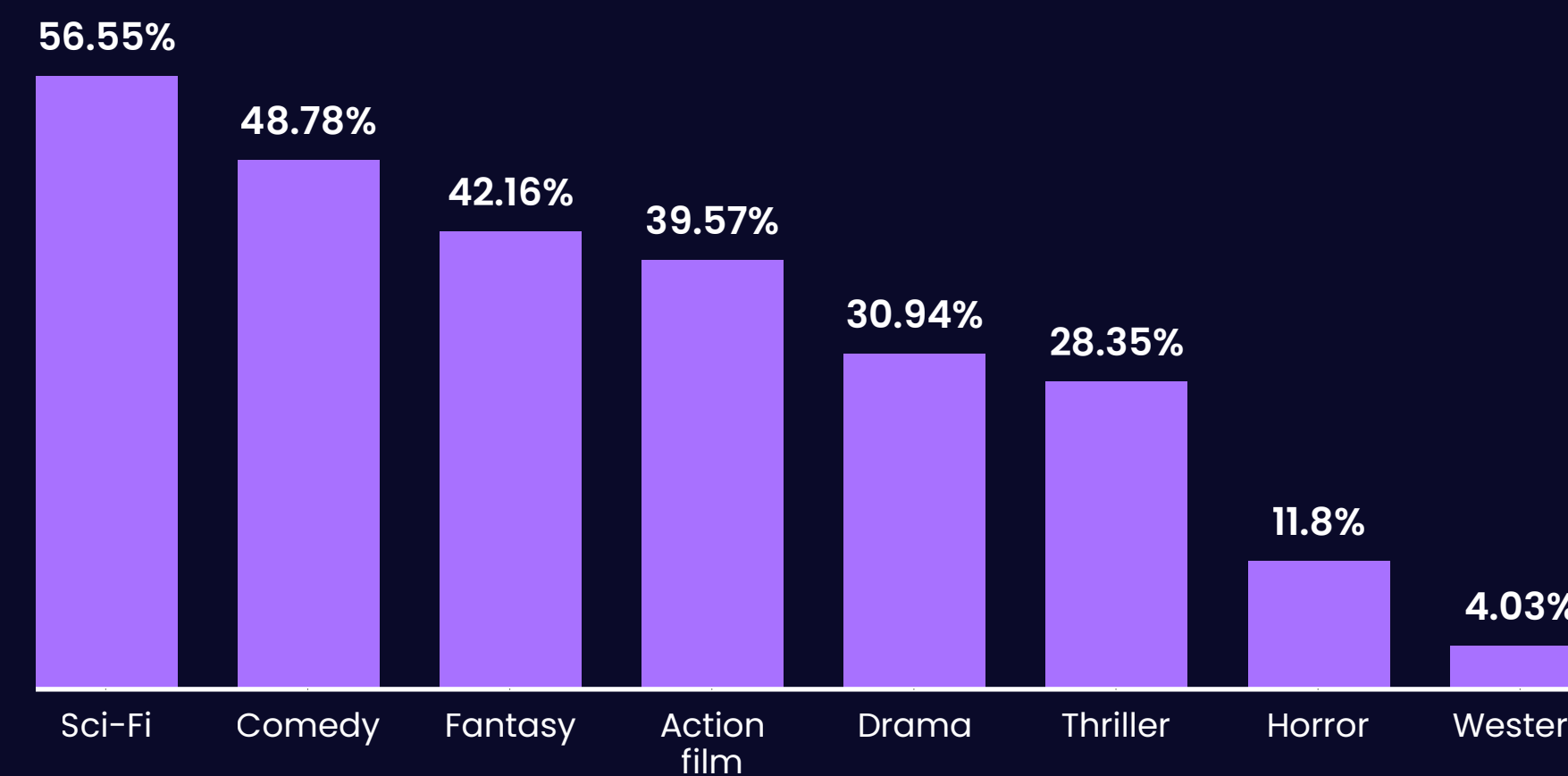
Once developers enter the Netflix & chill zone, they usually immerse into the sci-fi, comedy and fantasy worlds. 32.16% of the respondents spend 4-6 hours weekly watching movies/TV series.



Which streaming platform do you use? (multiple choice)

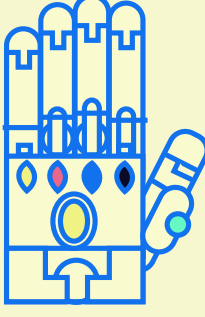


What is your favorite movie genre? (multiple choice)



TOP 10 FANDOMS:

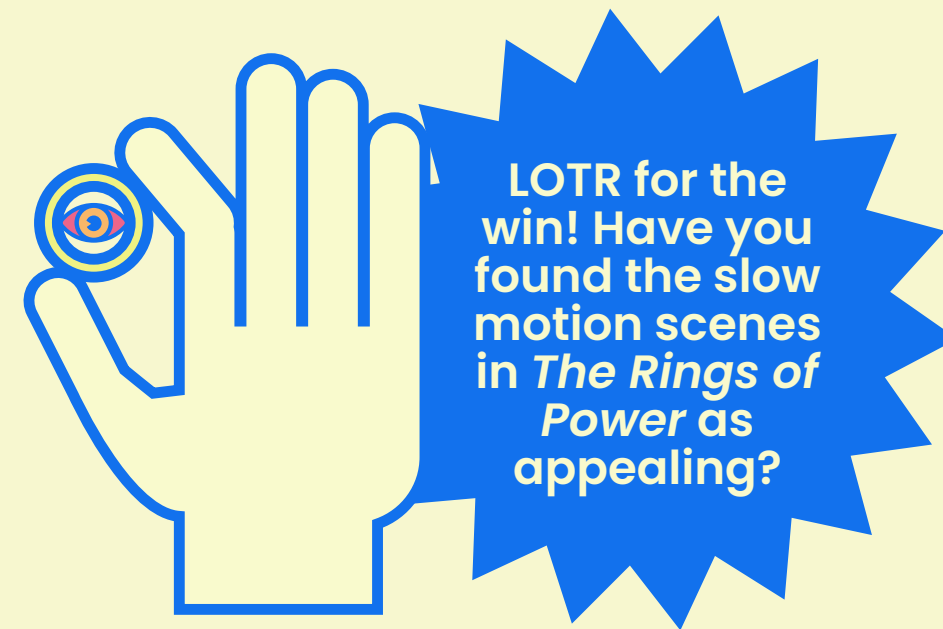
We're not surprised at all, but at least now we have it on paper. ;) However, there's one dispute to be settled: Is X-Men part of the MCU?

1  Lord of the Rings	2  Marvel	3  Harry Potter	4  Star Wars	5  Pirates of the Caribbean
6  James Bond	7  DC	8  Star Trek	9  Fast & Furious	10  X-Men



TOP 5 TV SERIES:

- 1 Breaking Bad
- 2 The Office
- 3 Stranger Things
- 4 Friends
- 5 Better Call Saul



LOTR for the win! Have you found the slow motion scenes in *The Rings of Power* as appealing?

TOP 5 MOVIES:

- 1 Lord of the Rings
- 2 Interstellar
- 3 Matrix
- 4 Star Wars
- 5 Anything directed by Tarantino

NO FLUFF JOBS CHIEF PEOPLE AND OPERATIONS OFFICE

Paulia Król

At No Fluff Jobs, we've been running a **Wednesday Night Movie Club** since August 2021. How does it work? First, we pick a movie theme (let it be a musical, a guilty pleasure movie, or a classical Harrison Ford masterpiece) and write down our title suggestions. Then we vote for one out of 4 randomly drawn titles. Everyone

watches the winner in their free time and then we meet every second Wednesday at 6 pm to discuss it. NFJ provides the club members with a food voucher and so the heated debate begins! We score the movie from 1 to 10. So far, our highest rated movies are: *Inside out* (8.77), *Hamilton* (8.5) and *Raiders of the Lost Ark* (8.16).

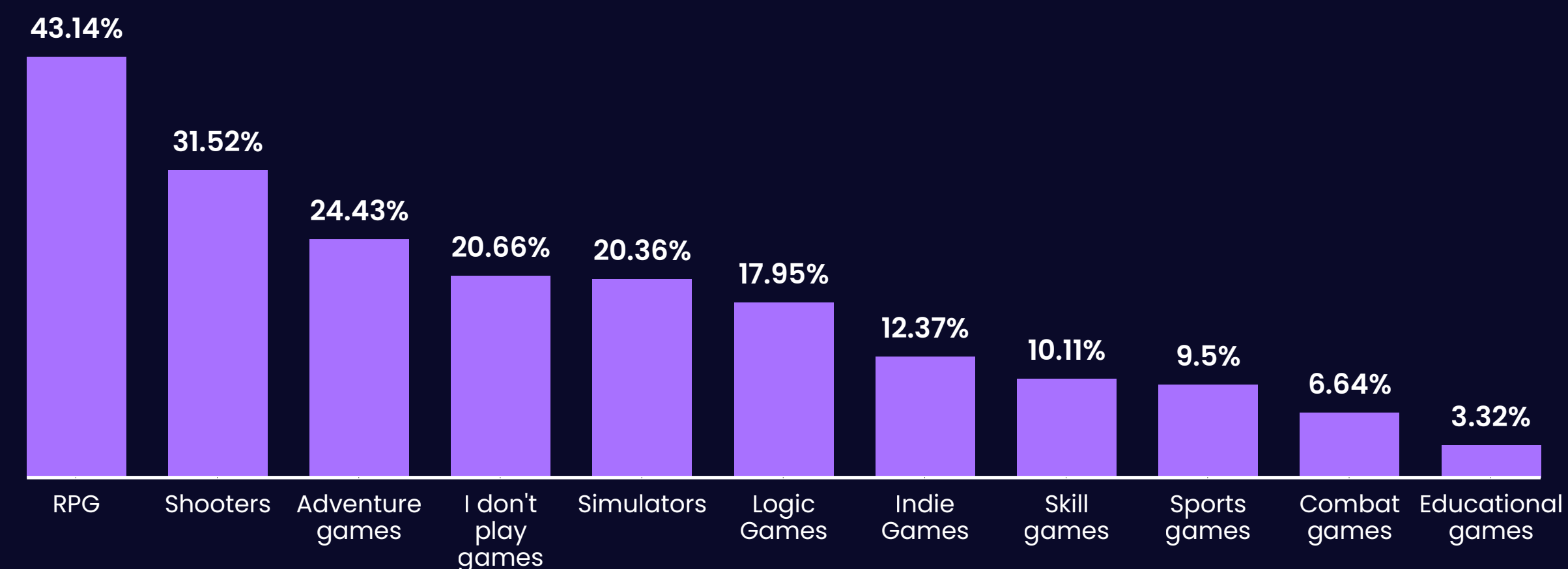


Gaming

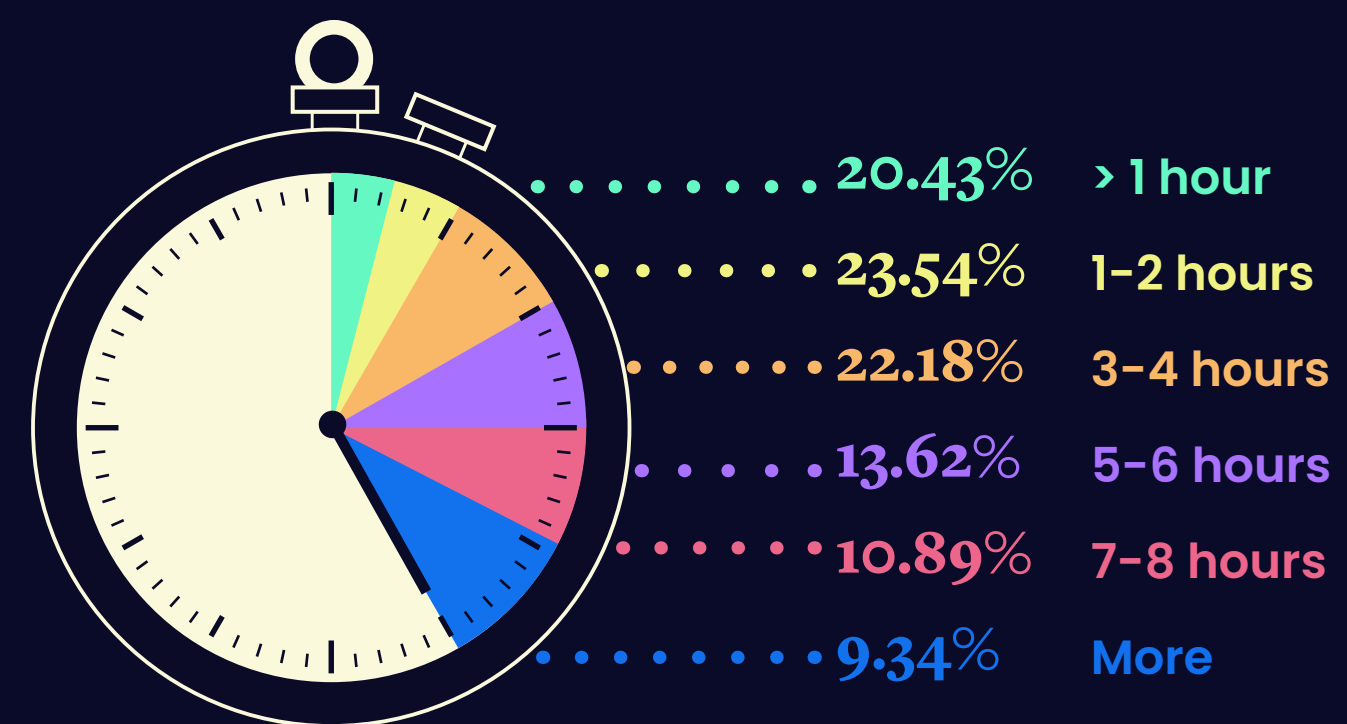
Developers, what a creative or... bloodthirsty bunch. ;) RPG remains their number one game type (43.14% responses), leaving shooters (31.52%) slightly behind. Interestingly, 20.66% of the respondents claim that they don't play games. If they do though,

what do they yield? A keyboard! Surprised? Because we are. However, as you can see, they don't dedicate that much time to playing.

What is your favorite type of game? (multiple choice)



How much time per week do you spend playing?



1/4
of all open
responses!



TOP 5 MOBILE/ COMPUTER GAMES:

- 1 Witcher
- 2 Assassin's Creed
- 3 WoW
- 4 Gothic
- 5 Mass Effect

TOP 5 BOARD GAMES:

- 1 Catan
- 2 Chess
- 3 Terraforming Mars
- 4 Ticket to Ride
- 5 Monopoly

RINGIER AXEL SPRINGER TECH

TECHNOLOGY COMMUNICATIONS MANAGER

Małgorzata Kuś

At Ringier Axel Springer TECH, we're celebrating DevOps Day – we do it during the Programmer's Day, on the 256th day of the year. We cherish our deployed features and people who deployed them. We diversify the festivities each year, our most successful being: most frequently googled questions about and to developers and our first pandemic online meetup – **Tech Tournament**. We organized our own quiz show with a real studio, hosts, teams competing live, experts and – obviously –

awards! The questions concerned our current products, biggest bugs, events from the life of our tech teams and general programming knowledge. The quiz show was watched live by 300 employees. Altogether, 17 teams (around 90 employees) participated in the Tech Tournament. The event was funny, engaging and surprising – at least that's what our participants said. This year, we're conducting a quiz "What type of a programmer you are" on our social media.

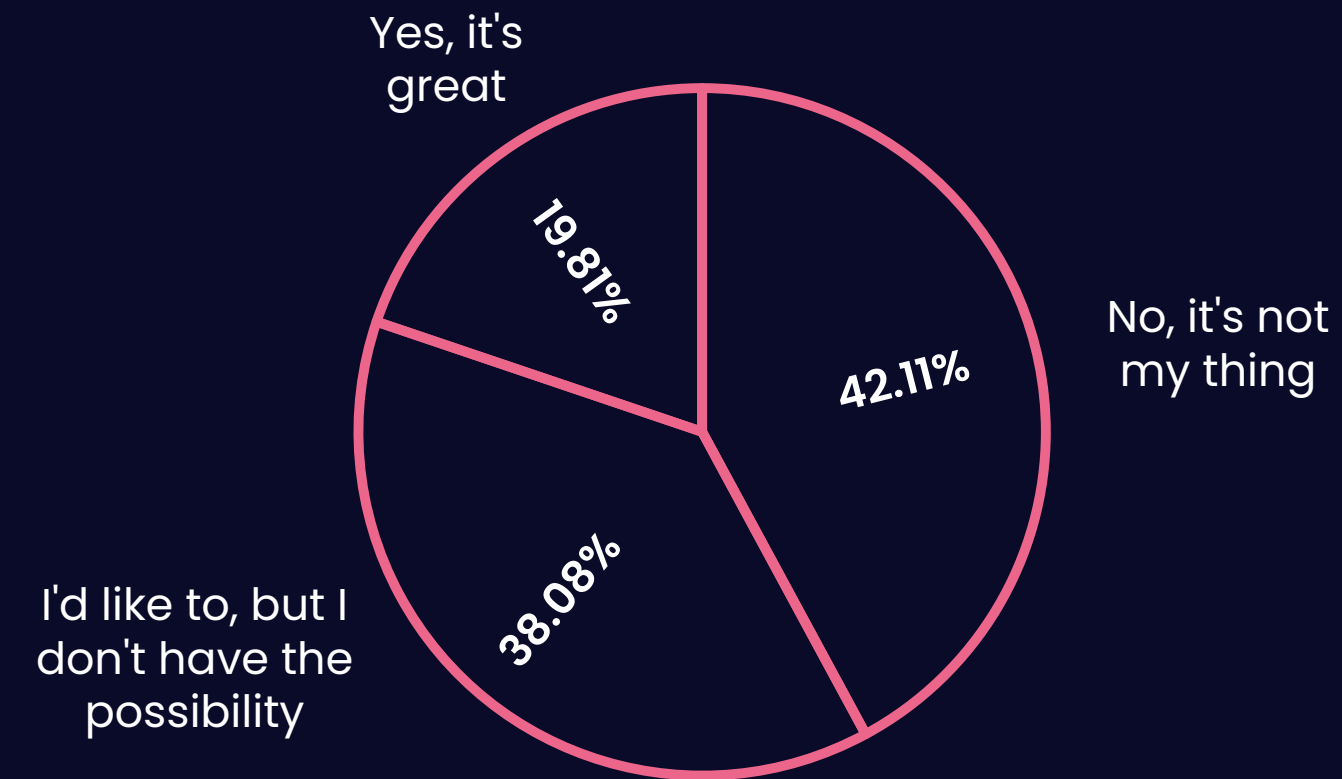


Holidays

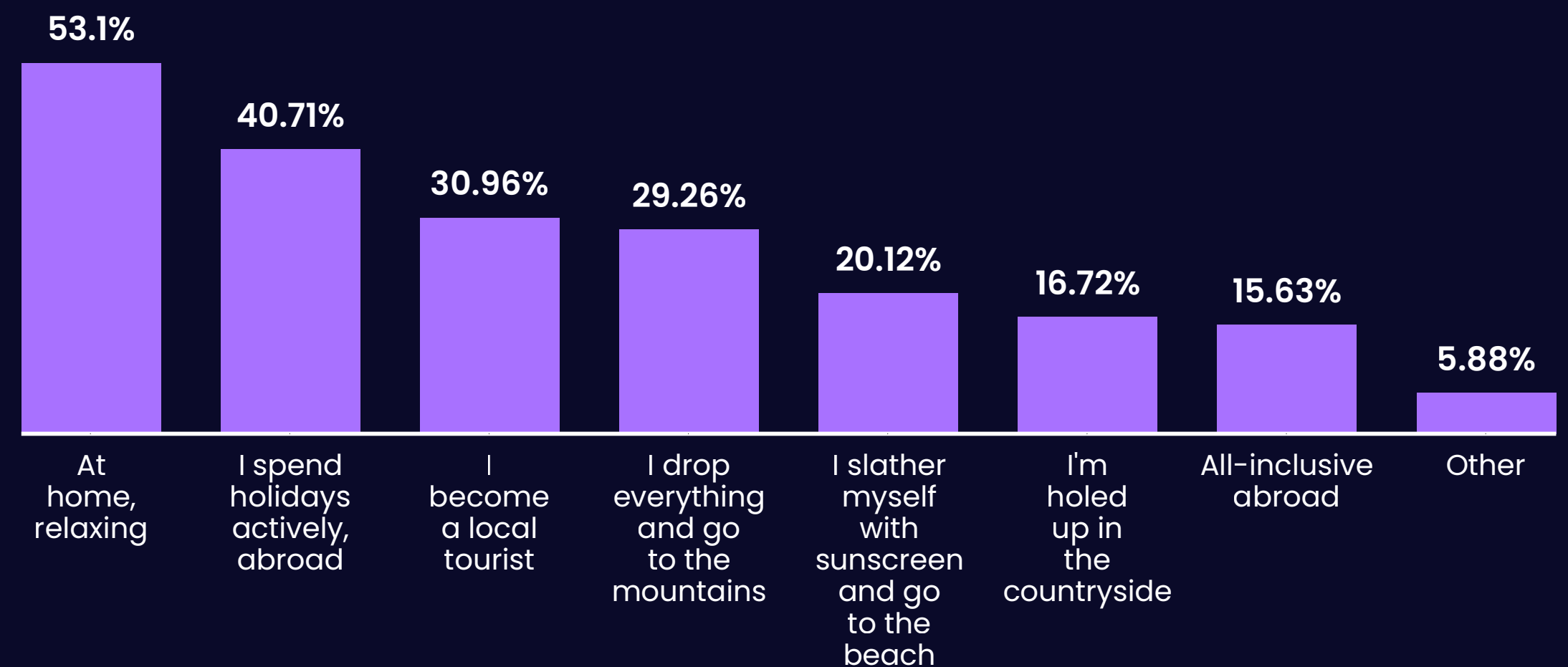
East, West, home's best... Once a developer finally takes some time off, they like to hole up in the house and just relax. Well, at least half of them (53.1%). The other half (40.71%) prefer **active holidays abroad**. They also don't mind playing a **local tourist** or going to the **mountains**. Perhaps it's high time we stopped perpetuating a stereotype of the IT home bodies.

The job market has recently bloomed with new benefits such as **workation**, allowing professionals to fulfill their duties from any place in the world. It turns out that **38%** of developers would love to go on workation themselves but they don't have the possibility. Maybe companies should reconsider their list of perks and benefits? We've heard that fresh fruit in the office went out of date. ;)

Do you go on workation?



How do you usually spend your holiday? (multiple choice)



ITCRAFT IT RECRUITER

Dominika Sepiół



When I found out that as an IT Recruiter in itCraft I can work fully remotely and do what I love after hours, I decided to go on a three-month vacation to Spain. In the afternoons and on the weekends I explored the Costa Blanca coast. I also had the chance to visit Valencia, Murcia, and Cartagena. Combining work with traveling became so fascinating that I started writing a book about it and created an Instagram account. Two of my colleagues took it even further and became digital nomads in Asia. Jakub, a Java Developer, bought one-way tickets to Indonesia with his wife before the pandemic and for the next 6 months they visited Malaysia, Thailand, Nepal, India, Vietnam, Myanmar

and Cambodia. Krzysztof is a UX/UI Designer and for 7 months he has been working from various exotic places in the world. First, he spent half a year touring Bali, the Lombok Islands, Gili Islands, Komodo Islands and Nusa Penida. Now he's in Thailand, and in 2 weeks he's going to Vietnam. He appreciates the flexible working hours and likes living in that specific timezone, sometimes starting work at dawn and finishing early in the day. Though if need be, he works late into the evening. Krzysztof is planning to move to Los Angeles in late November, and then Mexico, to continue remote work and travel by his van in his free time.

Developers off-duty

Investments

What developers value most?

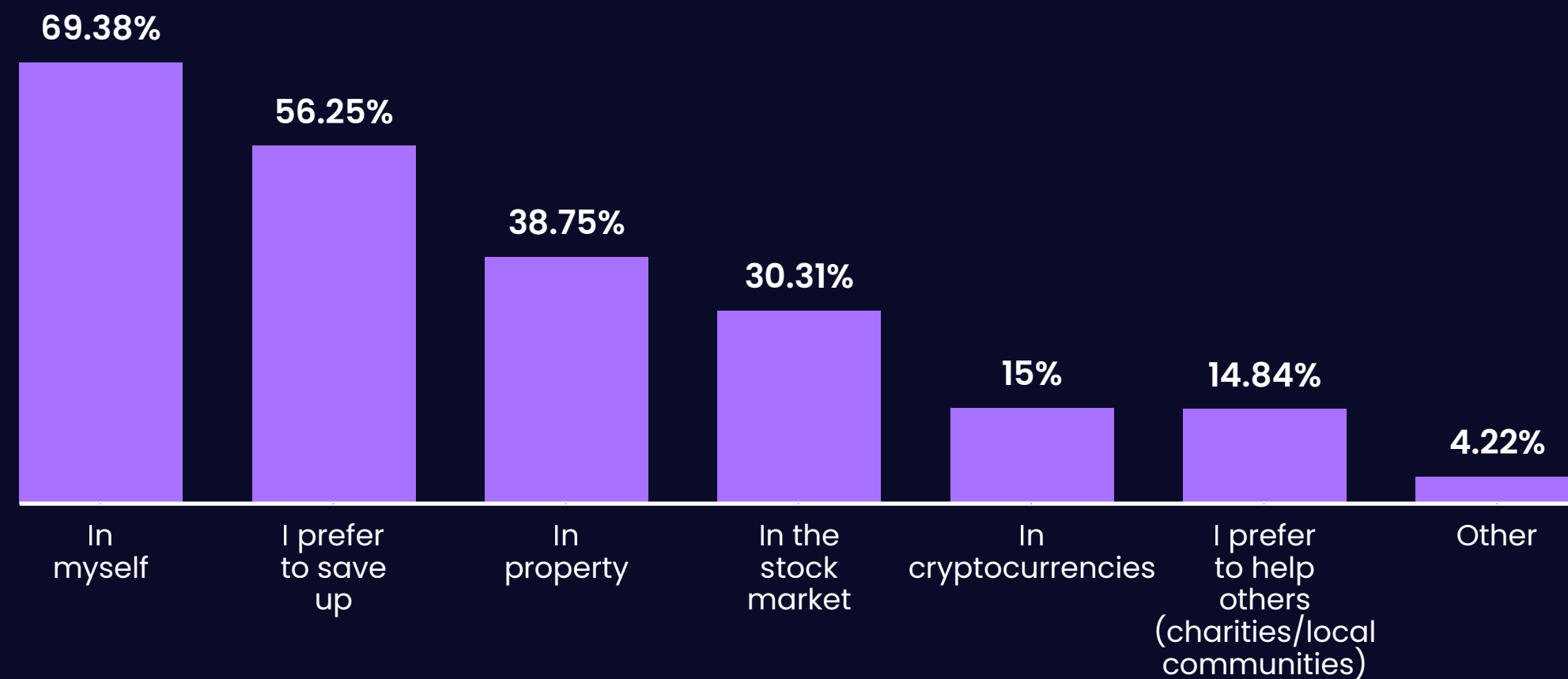
Themselves, which is a very healthy and worth-following attitude!

69.38% respondents devote their money into **self-care**, be it self-indulgence or self-development.

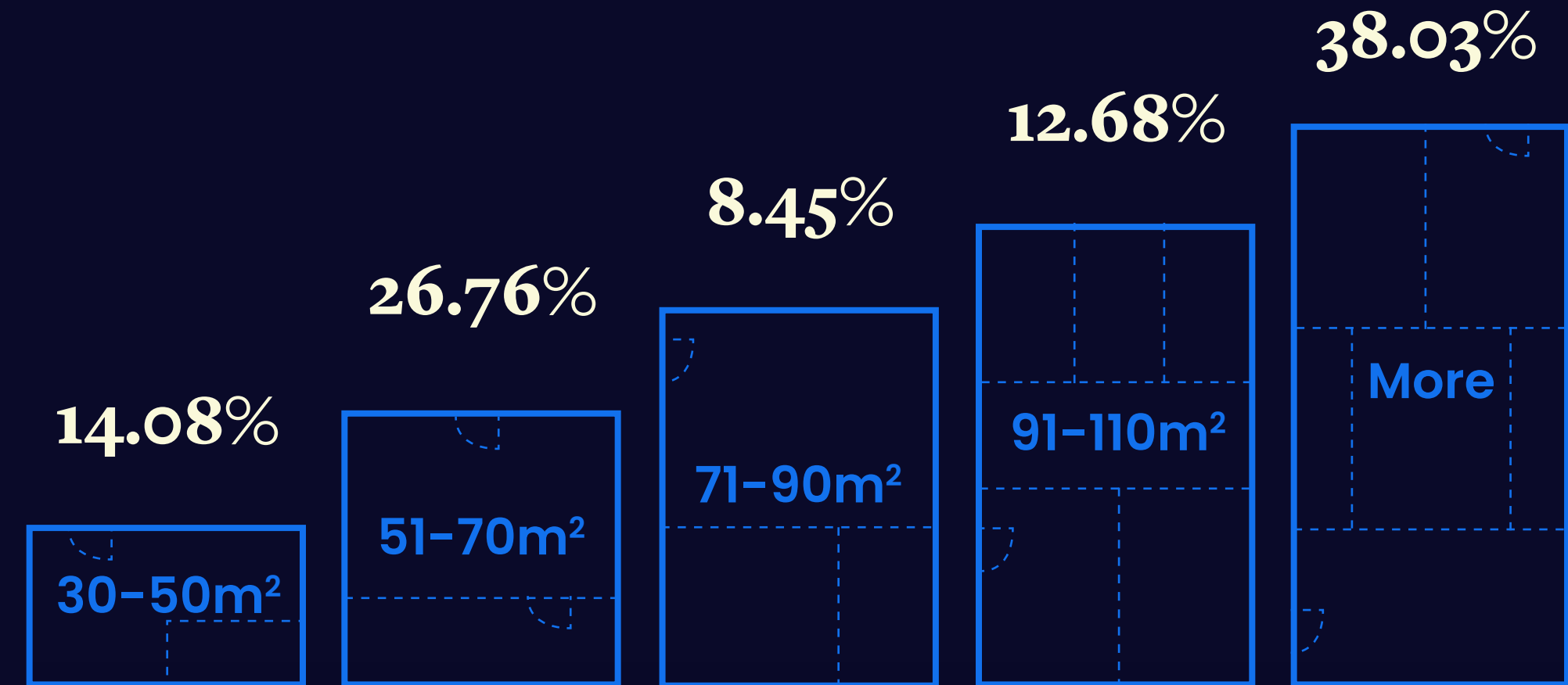
Over half of them (56.25%) take

a more down-to-earth approach and prefer to save up. There's also an impressive group of **property owners** (yes, we're jelly!) and coders with kind hearts who spend their resources on **helping others**.

What do you prefer to invest money in? (multiple choice)



How many square meters in total do all your properties have?



Developers off-duty

SPYROSOFT LINE MANAGER

Stefania Winkel

In Spyrosoft we treat every employee holistically, offering many development opportunities – from language courses, conferences, industry and technology training, to soft skills development. The development plan for the year is co-created directly with the dedicated Line Manager, who acts as a mentor taking care of the employee's needs, so that together they can design a tailored path of growth, based on transparent principles.

SNOWFLAKE TECHNICAL RECRUITER

Ania Jandy

Snowflake offers very diverse benefits that make you feel taken care of, such as consultations with a psychologist, mental coaching, support programs for adoption or IVF, paid holiday for non-birthing parents, and many others. Every day when I talk to candidates I notice how their attitudes change. They ask about completely different benefits than in the past.

Dating life

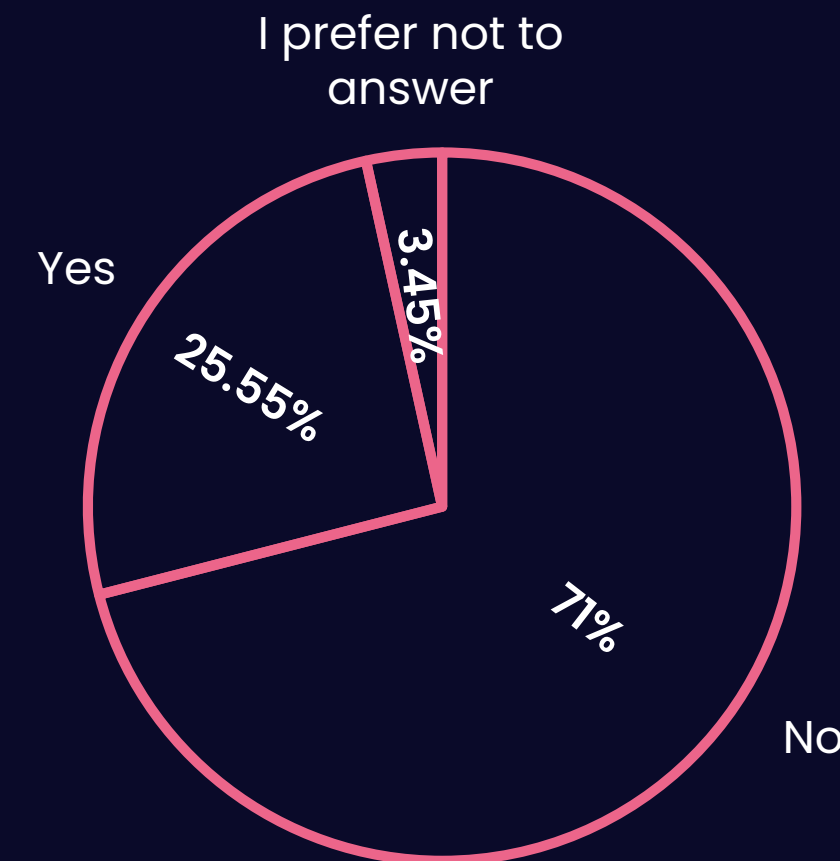
Remember all these unfair and cringy jokes/campaigns/movie scenes presenting developers as socially awkward nerds who don't know how to behave around their crush? We hate them too. The reality is completely different – 71% of the surveyed declare being in a relationship. Most of them met their current partners at school/college, through mutual friends or a dating app.



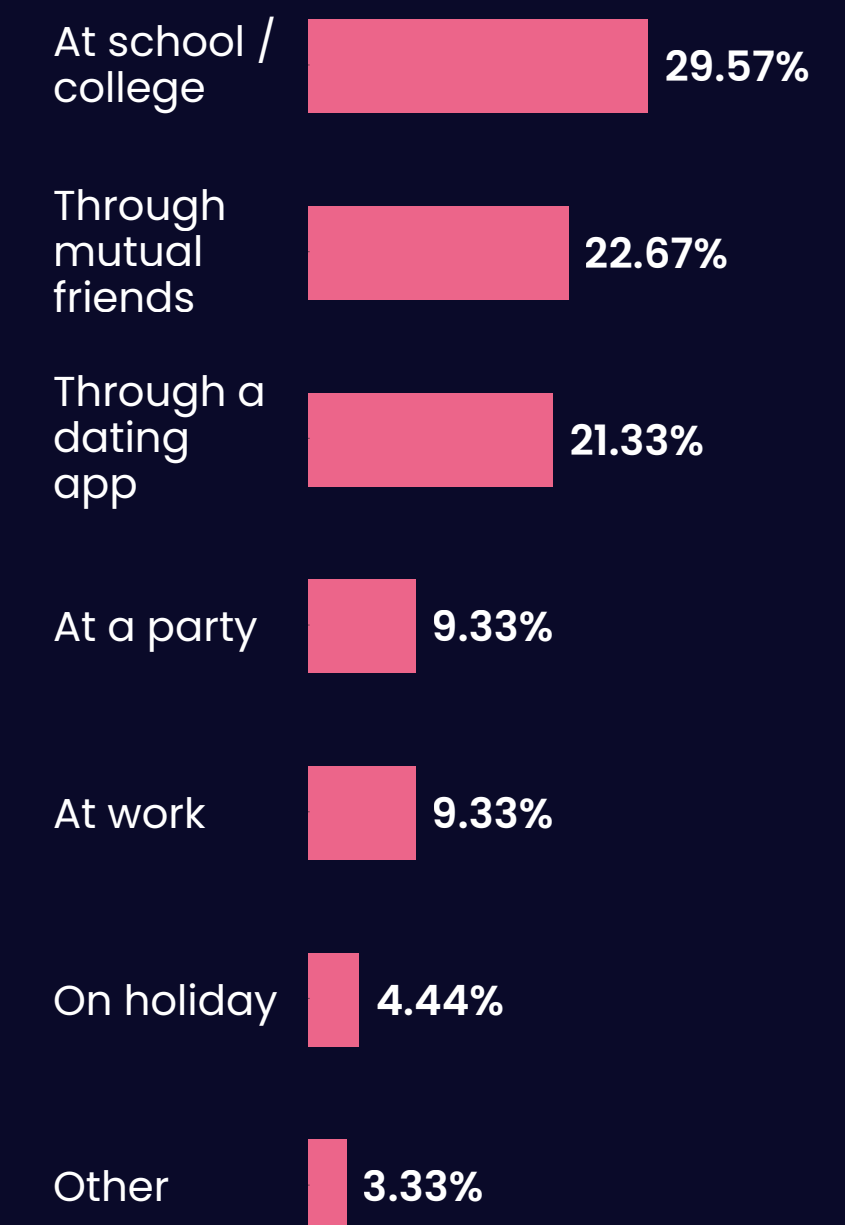
Our respondents shared some more meet-cutes such as:

- ♥ Pen and paper RPG session
- ♥ GitHub
- ♥ Hospital
- ♥ Salsa classes
- ♥ Church

Are you single?



Where did you meet your current partner?



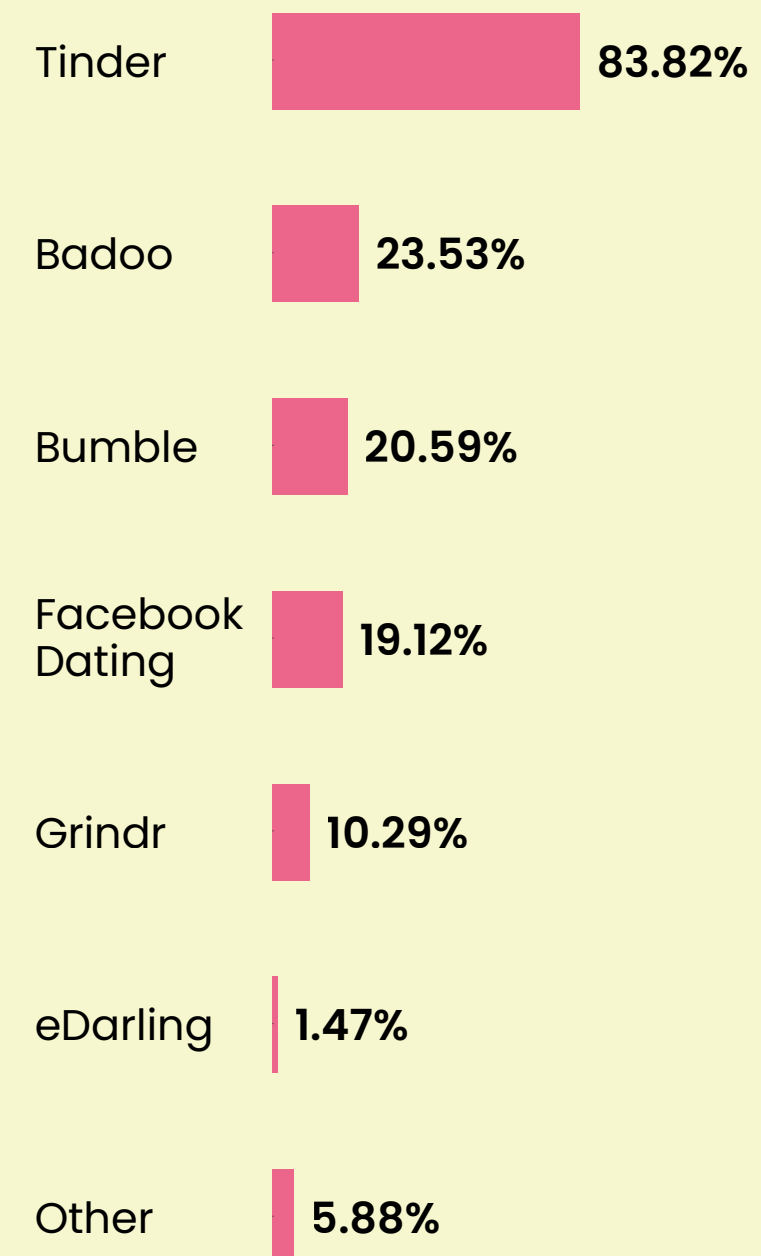
Love life in IT

38.2% of our single respondents state that they use dating apps, naming, as expected, **Tinder** as their go-to resource.


Once developers swipe right and make it a date, they don't need fireworks to have a good time. For starters, going for a walk or grabbing a cup of coffee sounds just right.



Which dating apps do you use most often? (multiple choice)



The perfect first date is...



Lifestyle


The time has come to answer some burning questions!

In the upcoming section we will reveal if developers are dog or cat lovers. Which pet is more popular among coders – a spider or a ferret? Do they really stay in their

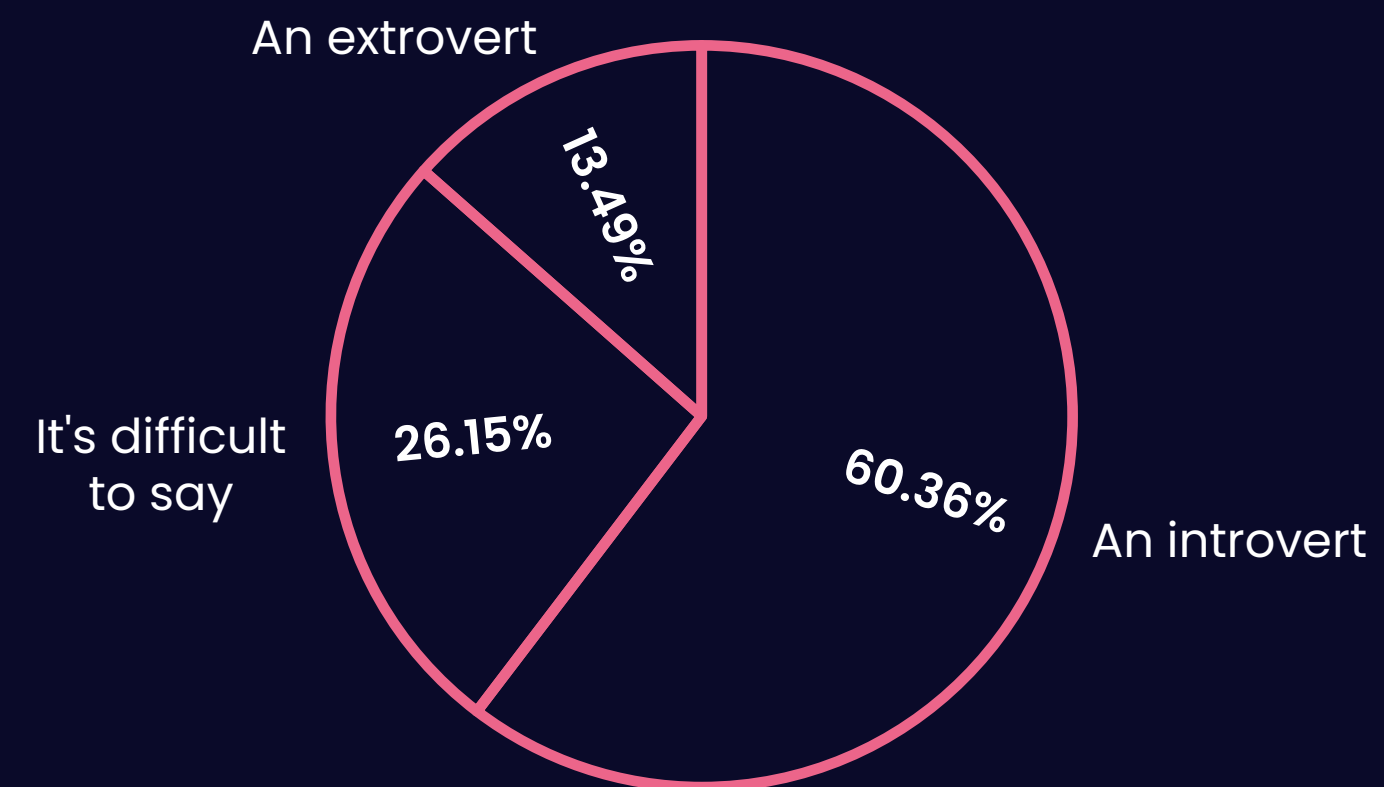
pajamas all day? Which app do they immerse themselves in most often (shocker)? Do they own Škoda or Audi?

Without further ado, let the data speak for itself!

I am:



I feel more:



Style

Casual outfits never go out of style. They beat comfy pajamas and (a less comfy) suit.

How would you describe your style of clothing?

Casual: jeans and a T-shirt 56.9%


Semi-casual: trousers and a shirt 18.26%

Casual sweatpants and sweatshirt 13.49%

Fancy sweatpants and sweatshirt ;) 6.25%

Pajamas 3.13%

Formal: a suit 1.97%



Pets

So it's settled!
#TeamDogs has won
by a hair!

Do you have a pet? If so, which one? (multiple choice)

I don't have a pet 54.49%

Dog 24.36%

Cat 23.08%

Fish 2.4%

Rabbit 1.92%

Guinea pig 1.44%


Parrot 0.96%

Hamster 0.8%

Lizard 0.64%

Ferret 0.32%

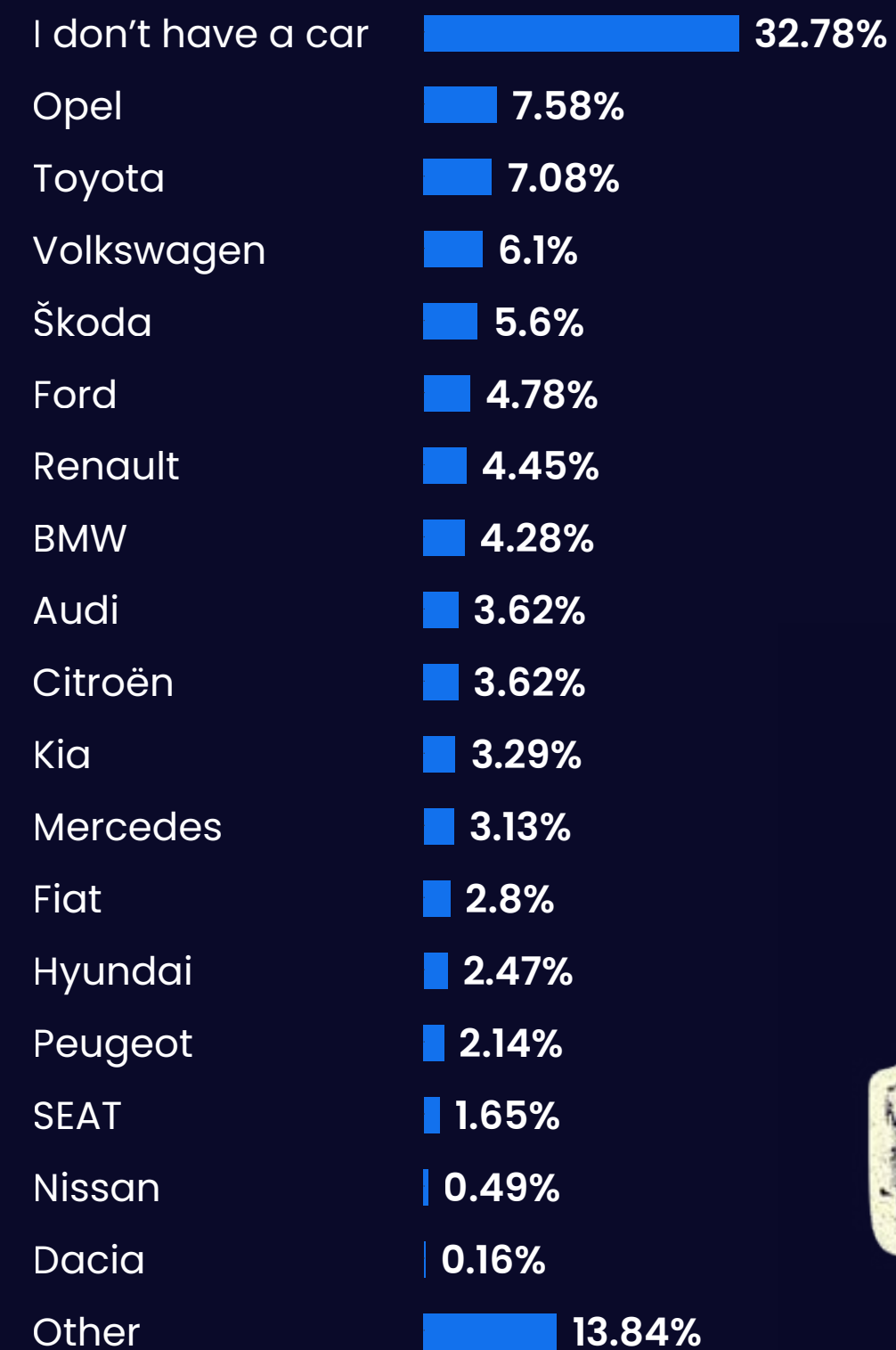
Spider 0.16%




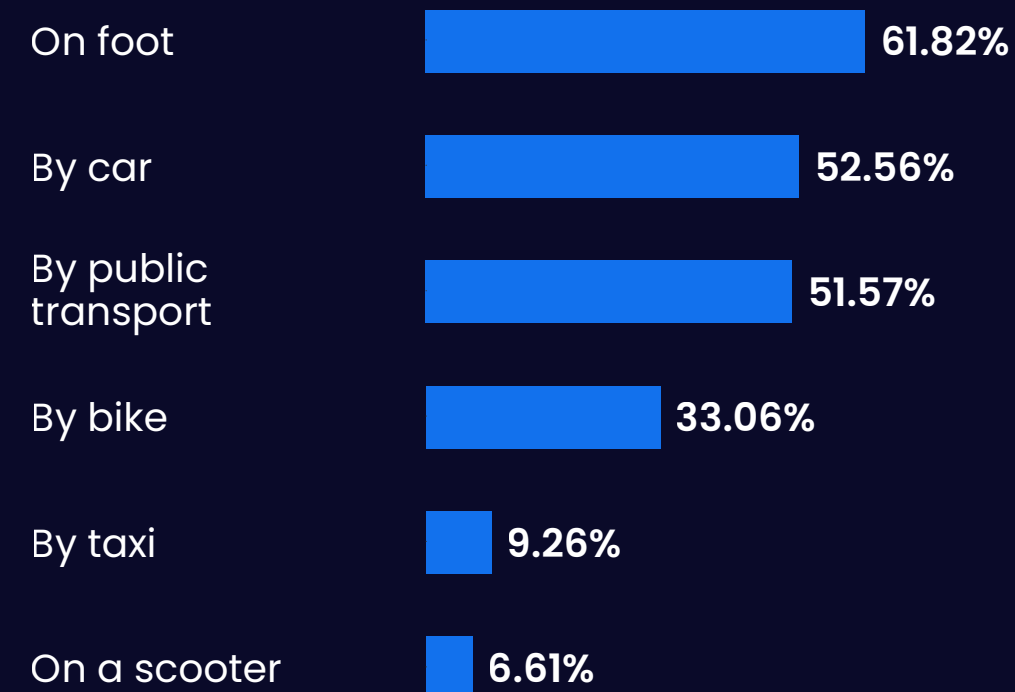
Commuting

One may think that developers with their not too shabby salaries would invest in vehicles. Surprise!

Do you have a car? If so, what brand is it? (multiple choice)



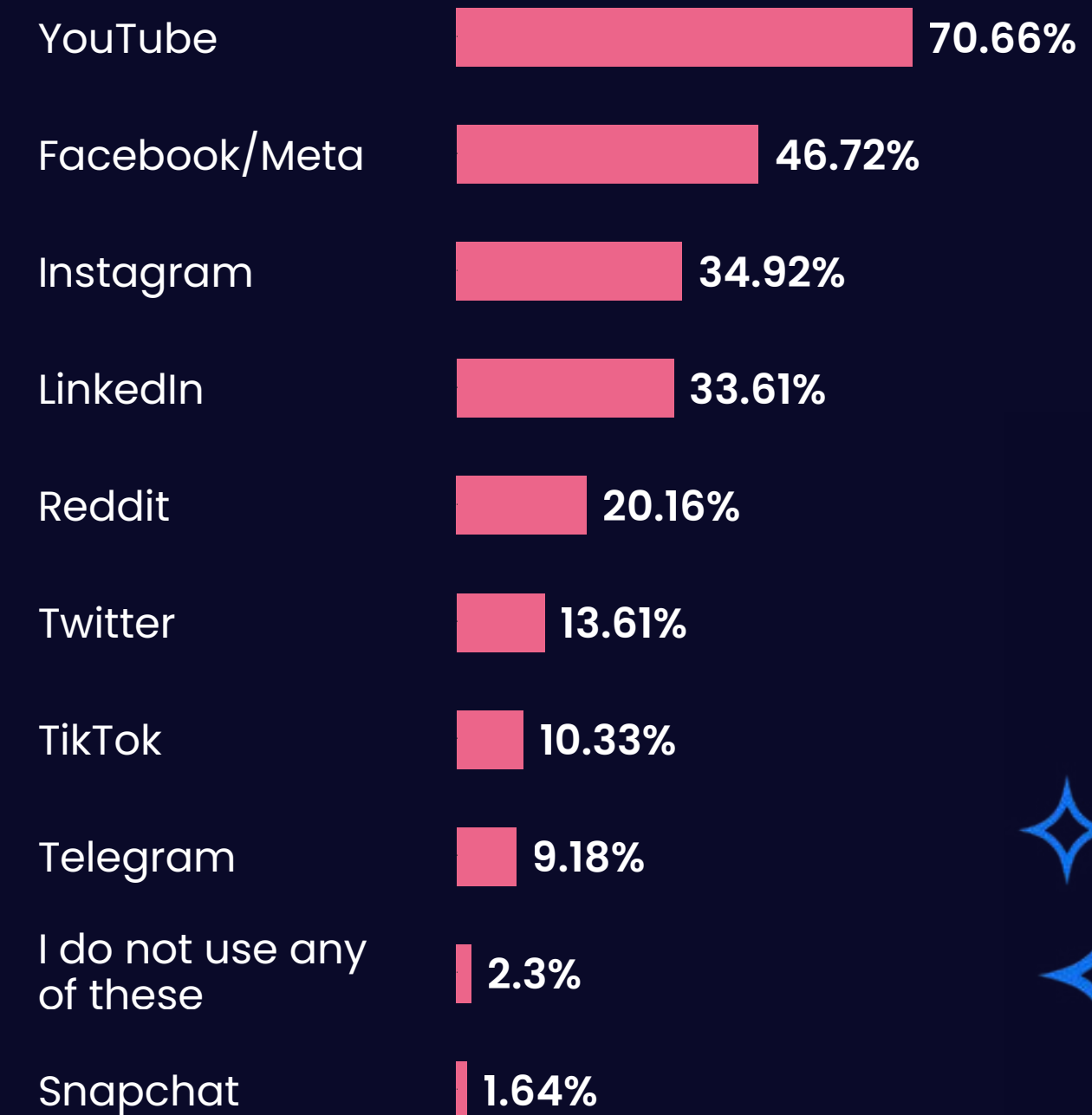
How do you usually move around the city? (multiple choice)



Apps

Good news for all recruiters! You can easily spot 1/3 of developers on LinkedIn. ;)

Which app do you use most often? (multiple choice)




Food & drinks

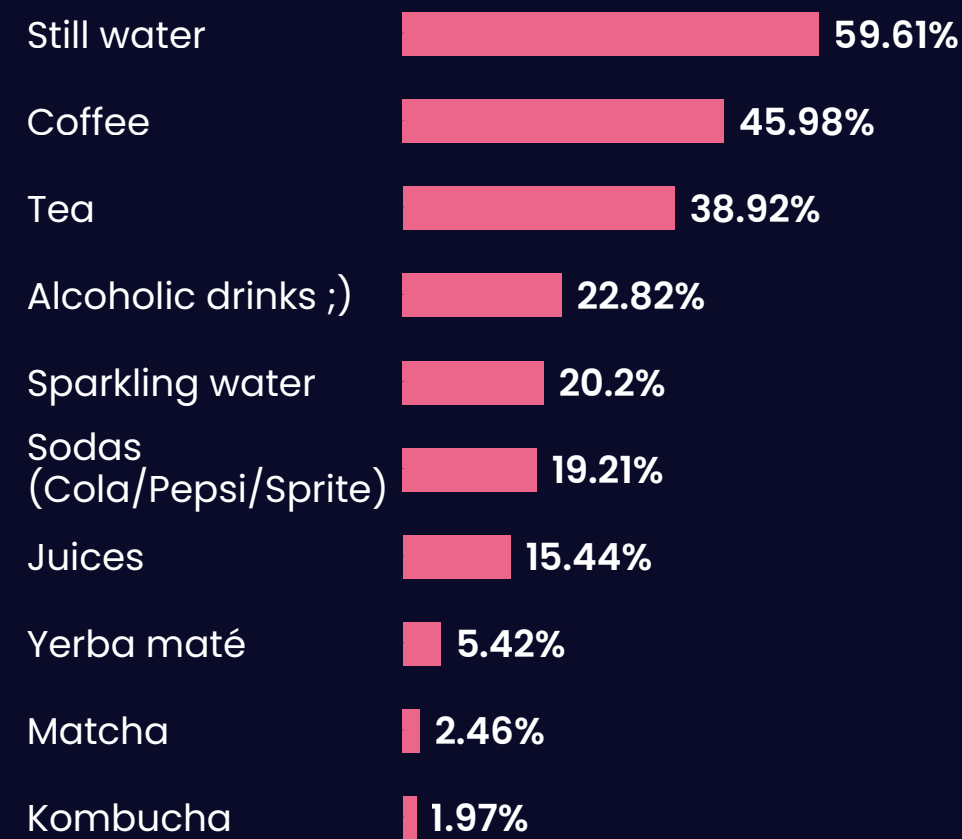
Most developers **don't follow any diet**, with 76.23% of the respondents stating that they eat everything. Moreover, **71.8% of coders** cook and eat at home.

What about favorite drinks? Developers reach for still water – **59.61%** of all responses, in comparison to **19.21%** gained by sodas (huzza, another stereotype disproven).

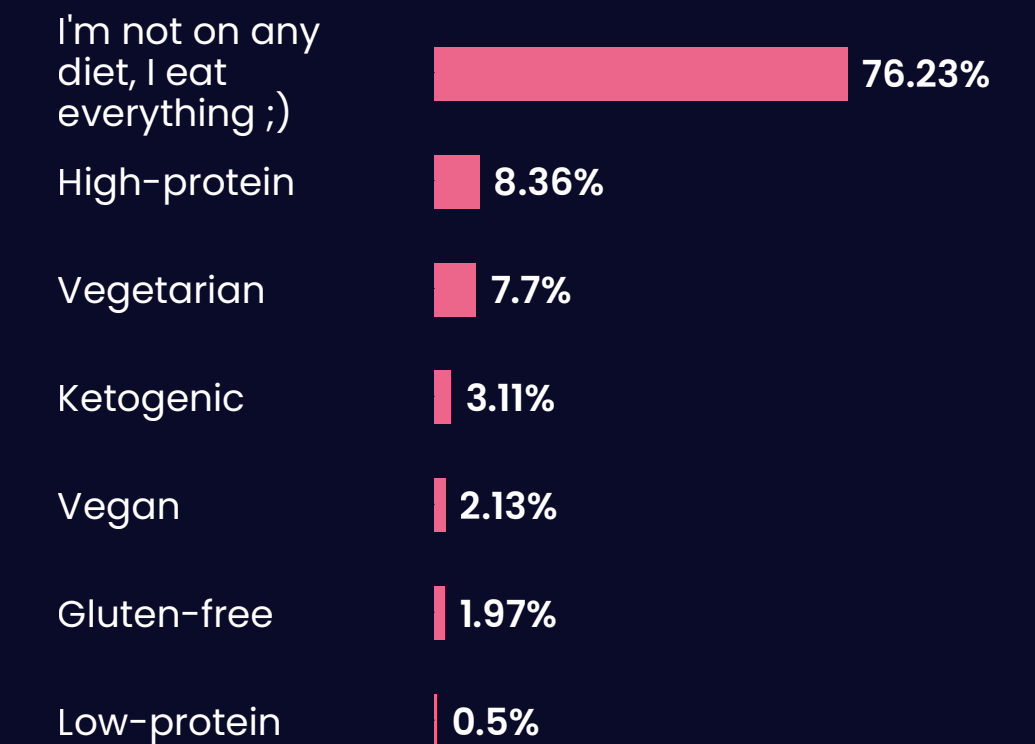
It turns out that a coder would sooner open a can of... beer than a can of Coke. Is it healthier? Probably not but it sounds like more fun!



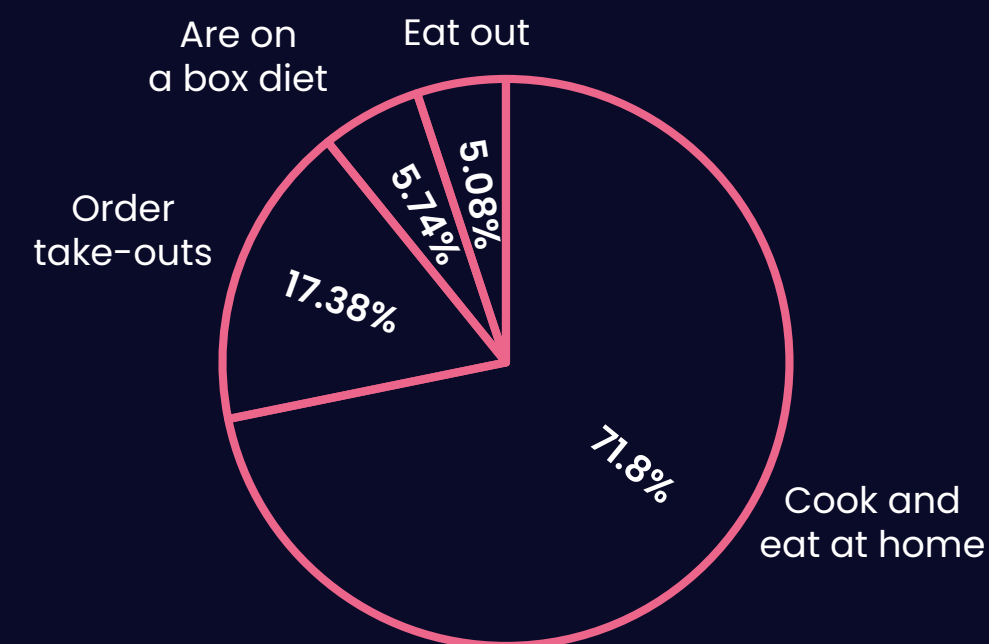
What do you drink most often after work? (multiple choice)




Are you on any diet? If so, what diet?



When it comes to food, you usually:





It's time to wrap this issue up and say a few final words.

Firstly, all the best from the No Fluff Jobs team! May your code be clean, your Mondays easy and Zoom calls short and sweet.

Hopefully, we shed some light on the true silhouette of a present-day coder and

proved them to be a group with a diverse lifestyle which includes long journeys, sports or self-development. Yes, some of them play games and enjoy evenings with Netflix, but it's just a small piece of the puzzle.

Thanks for being with us and choosing a transparent path of recruitment. See you next year!



Publisher:



**JOIN THE BIGGEST
COMMUNITIES AMONG
POLISH IT JOB BOARDS:**



+33 879



+71 263



+3244



+6 222

Authors:

Project Management,
author of the study and report:

Ania Żbikowska

Design:

Natalia Albecka-Eikmann

Proofreading:

Marek Jarząbek

 Do you have a question or a collaboration idea?

[contact us](#)

marketing@nofluffjobs.com

NO TM
FLUFF
JOBS

nofluffjobs.com